



**Monterey Bay Air Resources District**  
**BOARD OF DIRECTORS MEETING**  
**WEDNESDAY, FEBRUARY 17, 2021 – 1:30 P.M.**

**REMOTE MEETING ONLY VIA ZOOM**

*On March 12, 2020, Governor Newsom issued Executive Order N-29-20, which enhances State and Local Governments' ability to respond to COVID-19 Pandemic based on Guidance for Gatherings issued by the California Department of Public Health. The Executive Order specifically allows local legislative bodies to hold meetings via teleconference and to make meetings accessible electronically, in order to protect public health. In light of this, the February 17, 2021 meeting of the MBARD Board of Directors was held via Zoom webinar.*

**Summary of Actions**

1. CALL TO ORDER – **The meeting was called to order by Chair McShane at 1:35 pm.**
2. PLEDGE OF ALLEGIANCE
3. ROLL CALL  
**Present:** Chris Lopez, Jack Dilles, John Phillips, Kollin Kosmicki, Mike LeBarre, Ryan Coonerty, Sam Storey, Steve McShane, Wendy Askew, Zach Friend. **Absent:** Mary Ann Carbone.
4. WELCOMED NEW MEMBERS TO THE BOARD OF DIRECTORS
  - Wendy Askew, Supervisor, Monterey County – Representing Monterey County
  - Kollin Kosmicki, Supervisor, San Benito County – Representing San Benito County
  - Mike LeBarre, Mayor, King City – Representing South County Cities
  - Sam Storey, Vice Mayor, Capitola – Representing Santa Cruz County Cities
5. ELECTED 2021 BOARD OF DIRECTORS CHAIR AND VICE CHAIR  
**Motion:** Elect Steve McShane as Chair and Ryan Coonerty as Vice Chair. **Action:** Approve. **Moved** by Chris Lopez, **Seconded** by John Phillips. Motion passed unanimously.  
**Vote:** Motion carried by unanimous roll call vote (**summary:** Yes = 10).  
**Yes:** Chris Lopez, Jack Dilles, John Phillips, Kollin Kosmicki, Mike LeBarre, Ryan Coonerty, Sam Storey, Steve McShane, Wendy Askew, Zach Friend.
6. PUBLIC COMMENT PERIOD – **None.**
7. REPORTS BY COMMITTEE CHAIRS ON COMMITTEE MEETINGS
  - a. Budget, Personnel, and Nominating Committee
  - b. Advisory Committee

8. COMMENTS AND REFERRALS FROM CHAIR AND BOARD MEMBERS

9. REPORT FROM AIR POLLUTION CONTROL OFFICER

**Richard Stedman, APCO, reported on the following:**

- MBARD now has an electronic manual for board members which includes a handbook, the Boards and Committees Policies and Procedures, and links to other information. This has been sent to all board members.

Engineering

- Inspectors have resumed in-person, socially distanced, inspections with the lifting of the state’s regional stay at home order.
- On February 11 Engineering attended a public workshop hosted by California Air Resources Board to review the 15-day changes to criteria and toxic reporting regulation (CTR).
- Implementation of Accela is moving forward. The second data conversion will be loaded this week from TRAKIT and daily user training is scheduled for the first week of March.

Planning and Air Monitoring

- Woodstove Change Out Program, which incentivizes the replacement of non-EPA certified woodstoves with cleaner burning alternatives such as natural gas and propane, is now open to all residents in the District. The program is available to all homeowners in the District. So far, 63 applications have been received; six are low income.
- Applications are now being accepted for the Diesel Engine and Equipment Replacement Program (DDERP), which uses State grant funds for replacing higher polluting diesel equipment with cleaner burning models. The application period ends on March 19.
- A new air monitoring station was installed this month at the San Juan Bautista Elementary School to measure PM10. This station was required to be installed in San Benito County by federal regulation due to an exceedance of >80% of the National Ambient Air Quality Standard (150ug/m3) in October 2019 at the Hollister air monitoring station.
- Funds for our EV incentive Program have been exhausted with incentivized purchase or lease of 244 vehicles, six of which were for low-income residents.

Outreach

- MBARD continues to have spots running with KSBW, KPIG, KAZU, and Entravision (Spanish). We are looking Next Door as another way to inform and educate the public online.

**CONSENT AGENDA**

**Motion:** Approve items on the Consent Agenda. **Action:** Approve. **Moved by** John Phillips, **Seconded by** Sam Storey.

**Vote:** Motion carried by unanimous roll call vote (**summary:** Yes = 9).

**Yes:** Jack Dilles, John Phillips, Kollin Kosmicki, Mike LeBarre, Ryan Coonerty, Sam Storey, Steve McShane, Wendy Askew, Zach Friend. **Absent:** Chris Lopez.

10. **Accepted and Filed** Summary of Actions for the December 16, 2020 Board of Directors Meeting

11. **RESOLUTION NO. 21-001: Adopted** a Resolution Authorizing the Air Pollution Control Officer to Apply for Funding, Accept Funding and Administer the Carl Moyer Program Year 23

12. **RESOLUTION NO. 21-002: Adopted** a Resolution Adding Policy D.11 - Electronic Signatures to the Monterey Bay Air Resources District (MBARD) Administrative Policies and Procedures Manual
13. **Approved** of an Amendment to the Employment Agreement for District Air Pollution Control Officer
14. **RESOLUTION NO. 21-003: Adopted** a Resolution Authorizing the Air Pollution Control Officer to Apply for Funding, Accept Funding, and Administer the FY 2020-21 Funding Agricultural Replacement Measures for Emission Reductions Program
15. **Accepted and Filed** Report of Summary of Mutual Settlement Program Actions for December 2020 and January 2021
16. **Received and Filed** Budget to Actual Report for the Seven Months Ended January 31, 2021

<b>REGULAR AGENDA</b>
-----------------------

17. **Appointed** Sam Storey from the Board of Directors to the District Budget/Personnel /Nominating Committee to Replace Outgoing Member Honor Spencer  
*Recommended Action: Appoint one member from the Board of Directors to the Committee.*  
**Motion:** Appoint Director Sam Storey to the Committee. **Action:** Approve. **Moved by** Mike LeBarre, **Seconded by** Wendy Askew.  
**Vote:** Motion carried by unanimous roll call vote (**summary:** Yes = 9).  
**Yes:** Jack Dilles, John Phillips, Kollin Kosmicki, Mike LeBarre, Ryan Coonerty, Sam Storey, Steve McShane, Wendy Askew, Zach Friend. **Absent:** Chris Lopez.
18. **Received** Board Direction on the Level of MBARD Staff Involvement in Odor Situation in the City of Marina Including a Potential Odor Attribution Study  
**Received direction; no action required or taken.**
19. **Received** a Presentation on Calendar Year 2020 Engineering and Compliance Activities  
*Reference: Amy Clymo, Compliance and Engineering Manager*  
**Received the presentation only; no action required or taken.**
20. **Received** a Presentation and Report on Daily Eight-Hour Peak Ozone Concentrations, Hourly Peak Ozone Concentrations, and PM2.5 and PM10 Air Monitoring Data for 2020  
**Received the presentation only; no action required or taken.**

<b>CLOSED SESSION</b>
-----------------------

21. The Board **met** in Closed Session pursuant to Government Code section 54950, relating to the following:
- a. Pursuant to Government Code section 54957.6, the Board will provide direction to negotiators. Designated representatives: Richard Stedman, APCO, Rosa Rosales, District Administrative

Services Manager, and Lynn Kievlan, District Admin & Fiscal Specialist Employee Organization:  
SEIU Local 521. **No reportable action.**

**22. Close of Open Meeting at 3:16 pm – The Board adjourned out of Closed Session.**

*Ann O'Rourke, Executive Assistant*

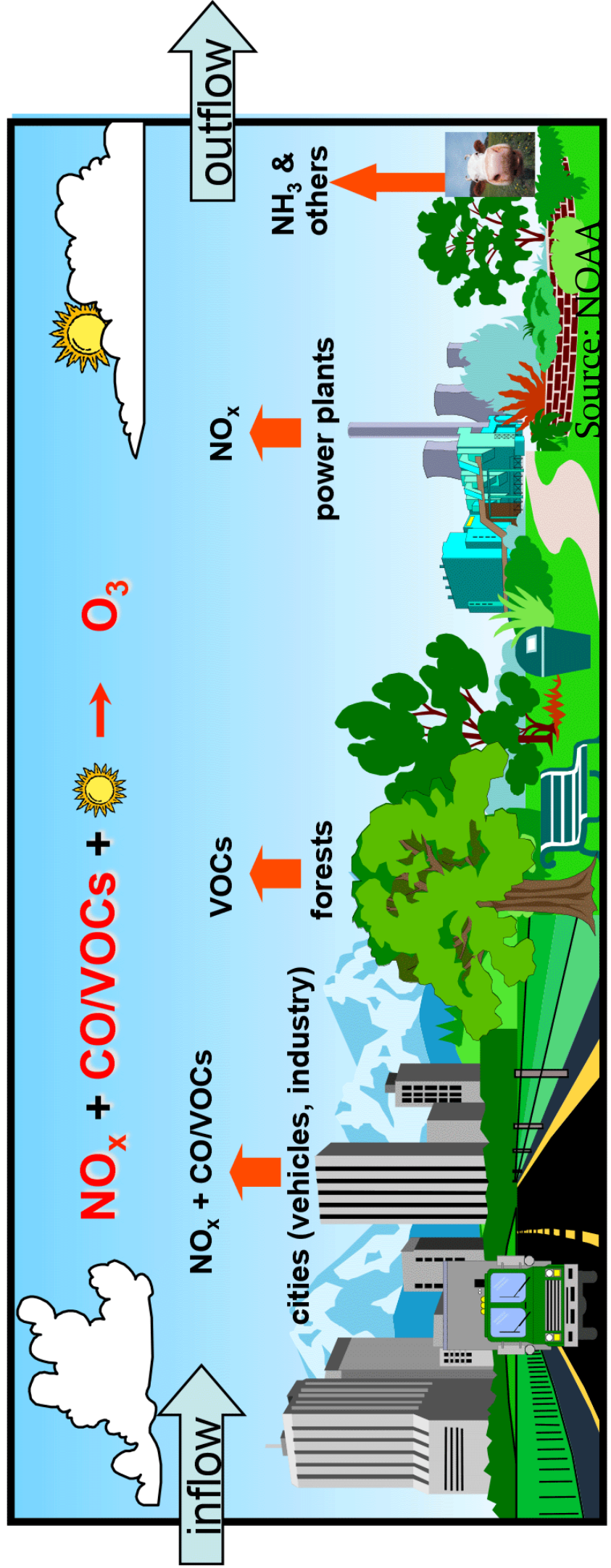
# Air Monitoring Summary for 2020



*Monterey Bay Air  
Resources District*

Board of Directors  
February 17, 2021

# Ozone



Particulate Size Comparison


PM10


 < 10  $\mu\text{m}$

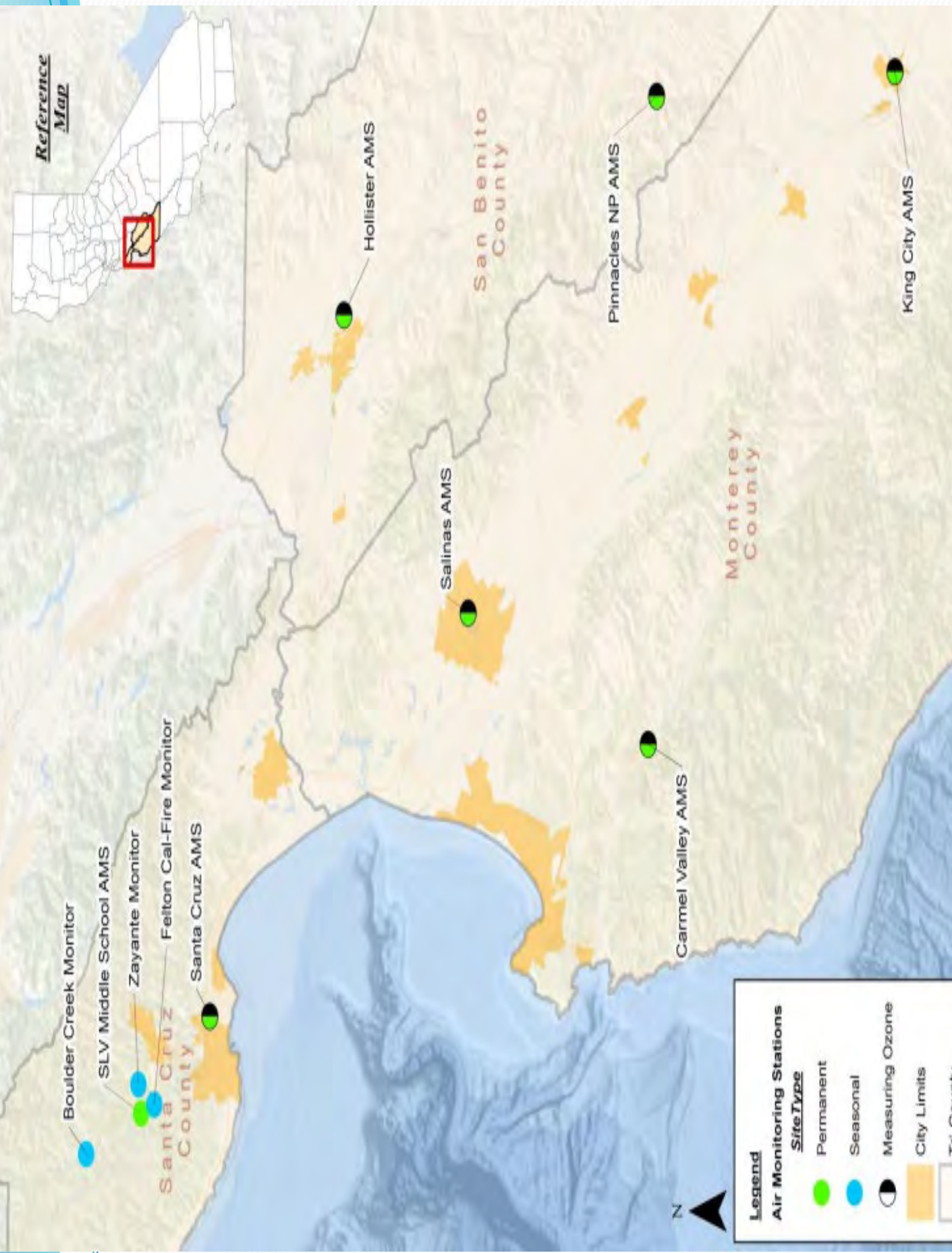
HUMAN HAIR

50-70  $\mu\text{m}$

PM2.5

 < 2.5  $\mu\text{m}$







Salinas



Carmel Valley





Instrument Rack - Back

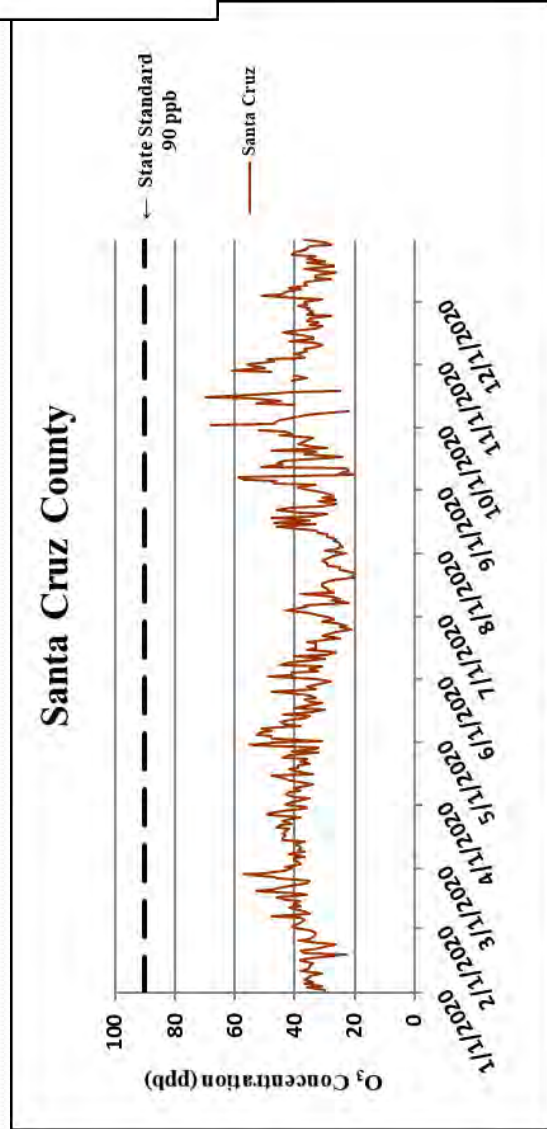
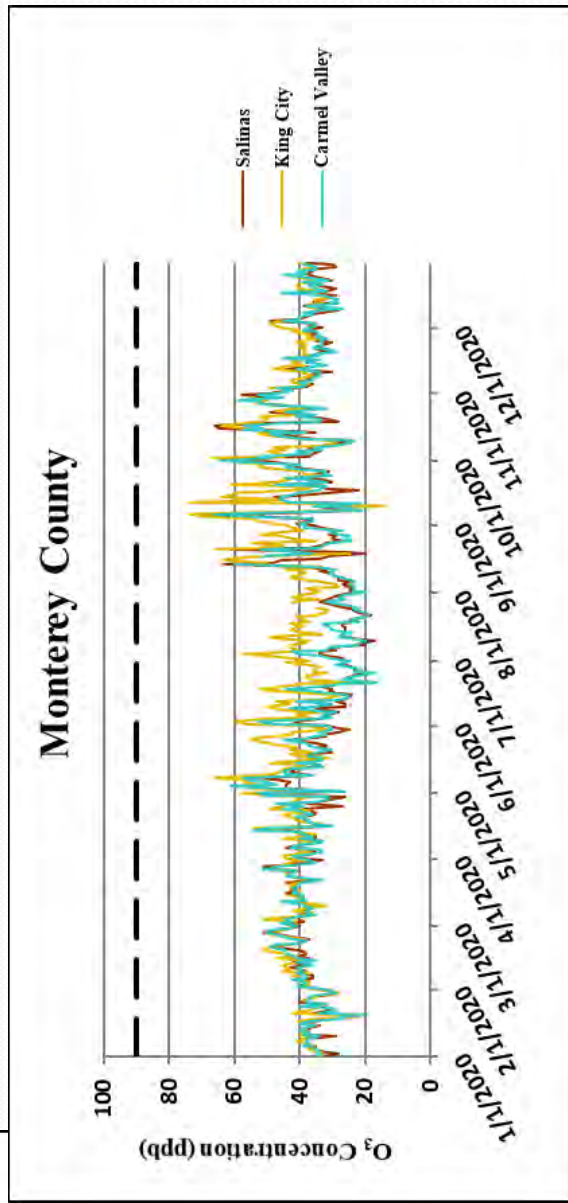
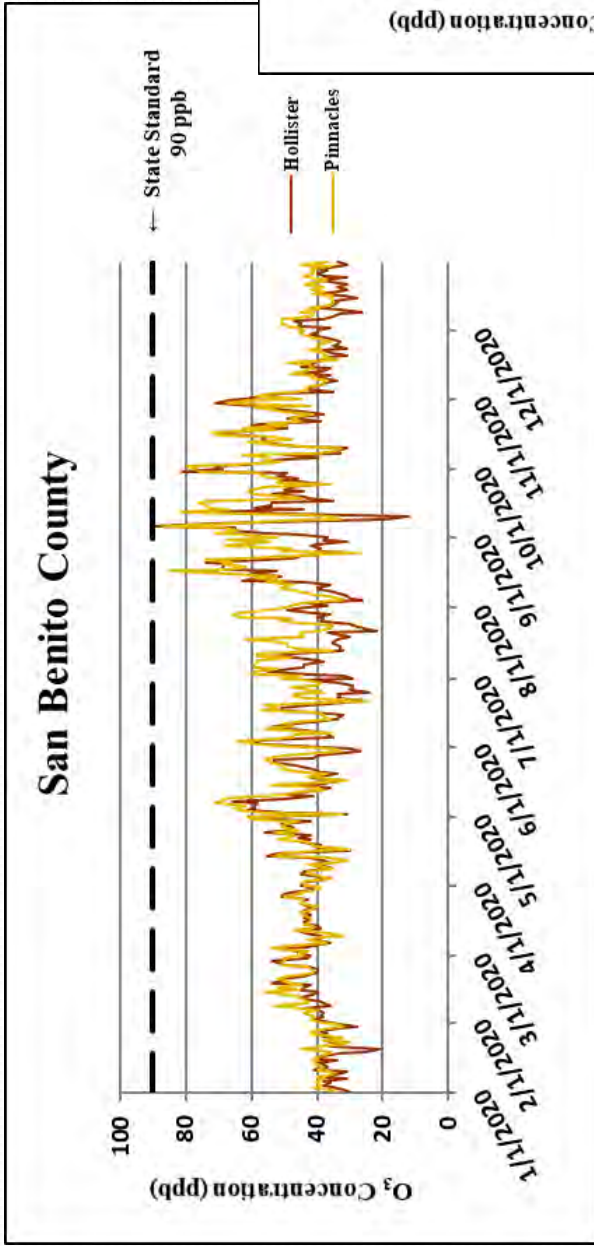


Instrument Rack - Front

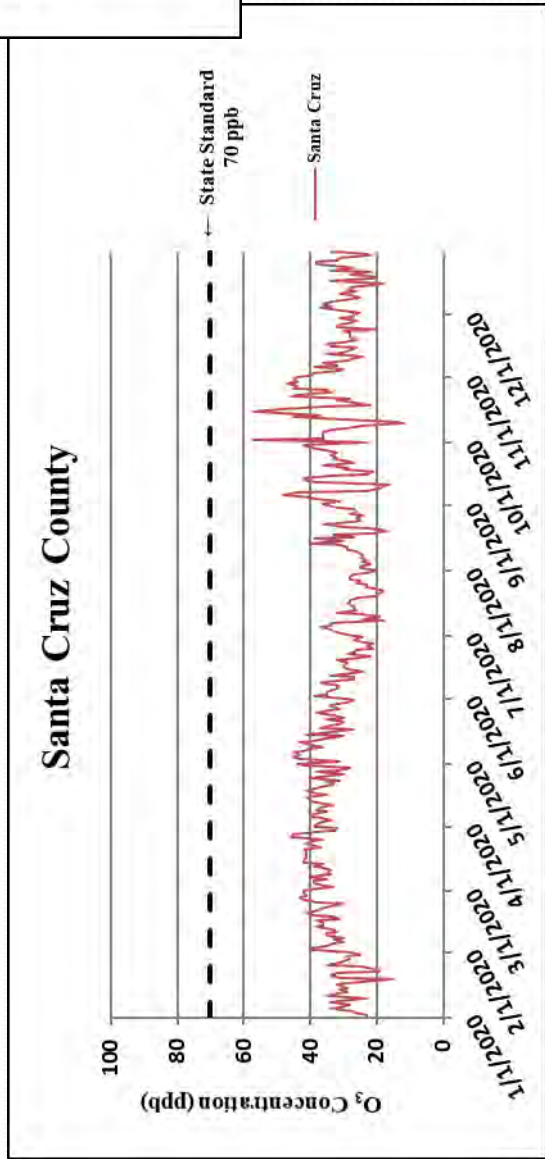
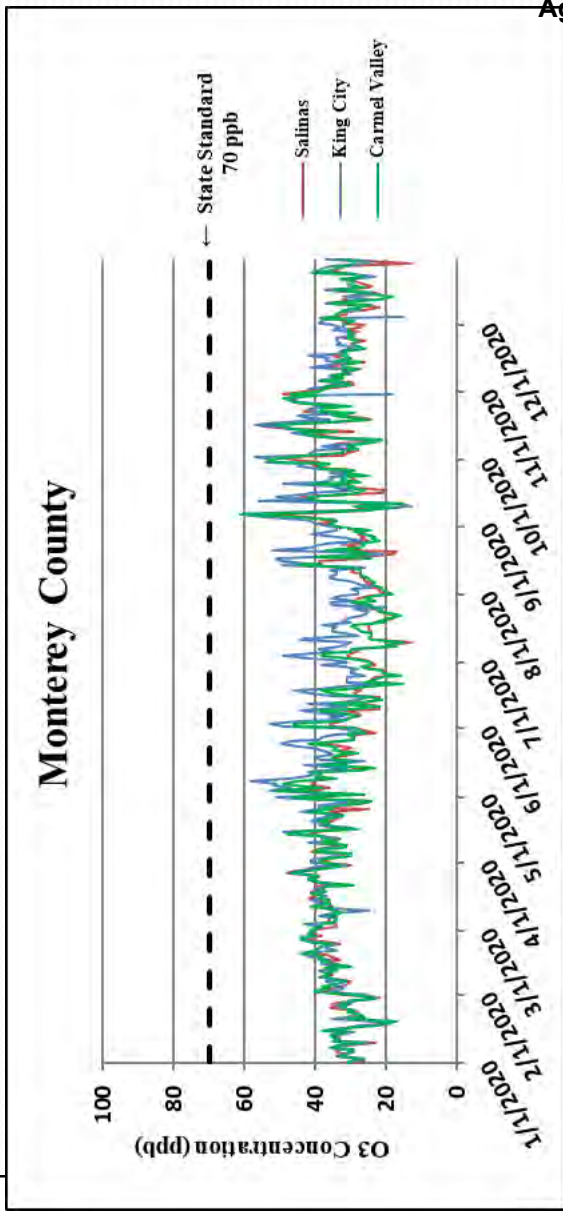
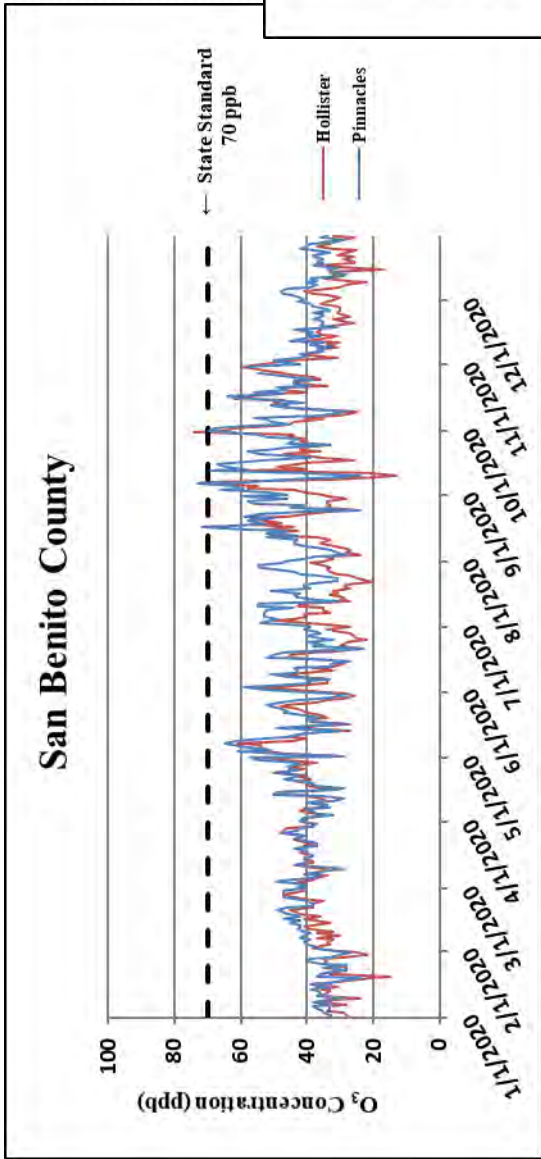
# Ambient Air Quality (Daily) Standards

Pollutant	Averaging Time	California Standards	National Standards	
		Concentration	Primary Concentration <sup>3</sup>	Secondary Concentration <sup>4</sup>
Ozone	1 hour	0.09 ppm	--	--
	8 hour	0.070 ppm	0.070 ppm	0.070 ppm
PM2.5	24 hour	---	35 µg/m <sup>3</sup>	Same
PM10	24 hour	50 µg/m <sup>3</sup>	150 µg/m <sup>3</sup>	Same



# Hourly Peak Ozone



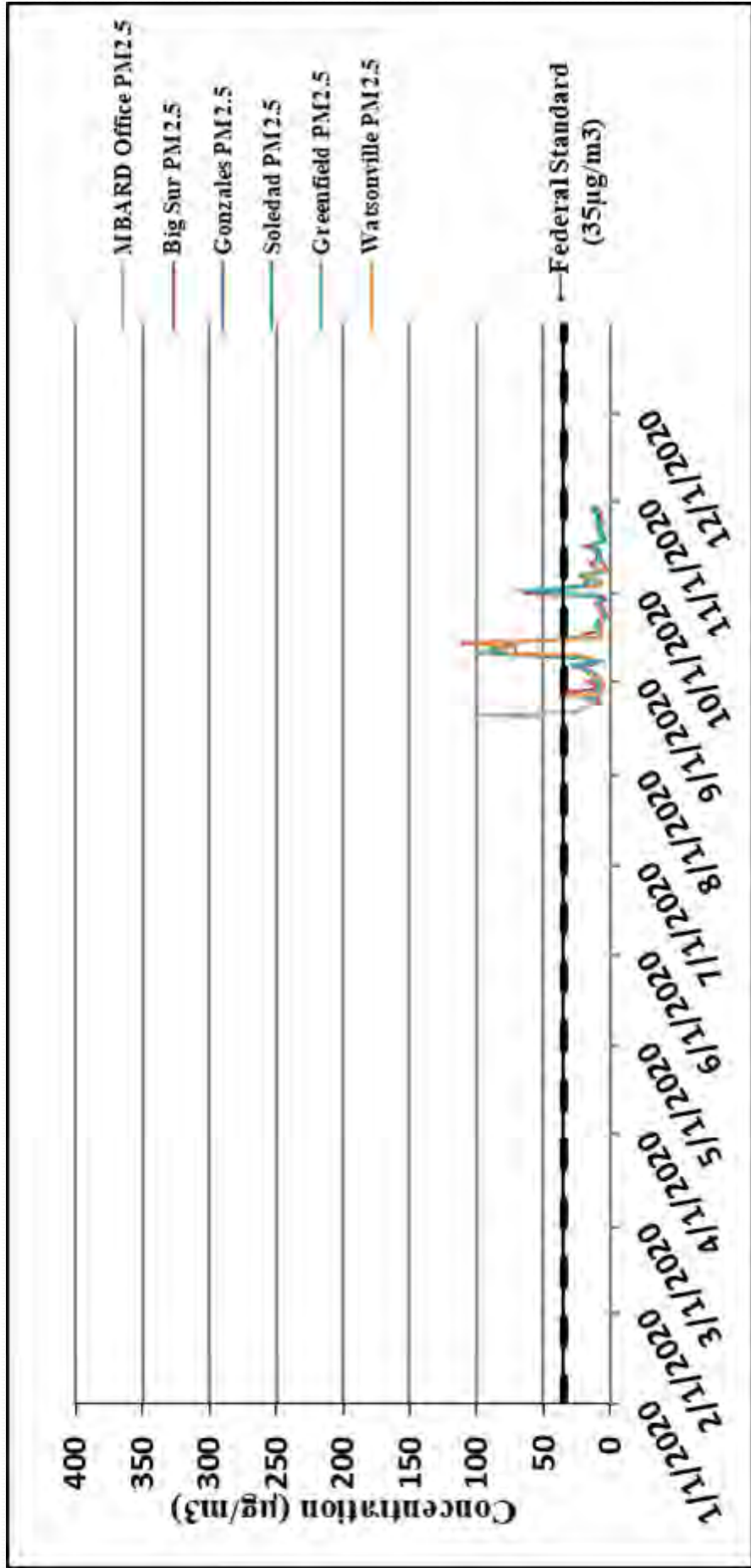
# Daily 8-Hour Peak Ozone



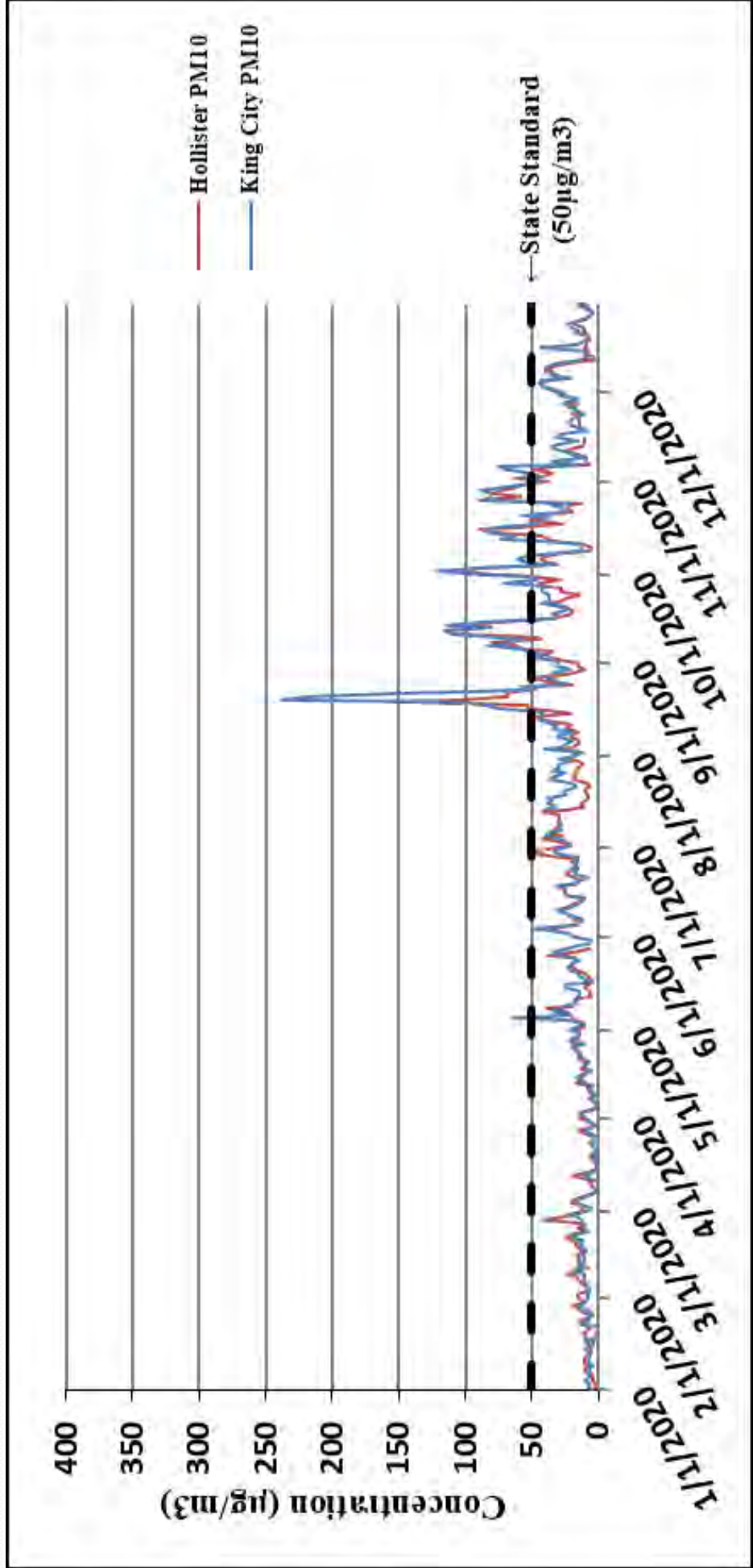
# PM2.5 Concentrations



# Wildfire Smoke Monitoring



# PM10 Concentrations





# Attainment Status

Pollutant	State Designation	Federal Designation
Ozone (O <sub>3</sub> )	Nonattainment-Transitional	Attainment
Inhalable Particulates (PM <sub>10</sub> )	Nonattainment	Attainment
Fine Particulates (PM <sub>2.5</sub> )	Attainment	Attainment
Carbon Monoxide (CO)	Monterey Co.-Attainment	Attainment
	San Benito Co.-Unclassified	Attainment
	Santa Cruz Co.-Unclassified	Attainment
Nitrogen Dioxide (NO <sub>2</sub> )	Attainment	Attainment
Sulfur Dioxide (SO <sub>2</sub> )	Attainment	Attainment
Lead	Attainment	Attainment

# Discussion and Questions....



# Annual 2020 Engineering and Compliance Activity Data

---

AMY CLYMO  
ENGINEERING AND COMPLIANCE MANAGER  
FEBRUARY 17, 2021



# Impacts of COVID-19

---

- Adjust Operations for Remote Work
- Remote Inspection Protocol
- In-Person Inspection/Complaint Procedures during the Transition to Normal Working Conditions

# Outline

---

- Description of Engineering and Compliance
- Activity Data

# Engineering

---

- Evaluate permit applications for compliance with federal, state, and local rules and regulations
- Issue permits with operating conditions
- Develop rules and regulations
- Report annual stationary source emission inventory

# Engineering Data

Activity	Calendar Year 2020
Permit Applications Received	349
Startup Inspections	110
Authorities to Construct Issued	187
Permits to Operate Issued	276
Agricultural Diesel Engine Registrations	1
Title V Permits Issued	1
Emission Reduction Credits Issued	1

# Permitted Units

---

Emergency Engines - 1,142

Retail Gas Stations - 225

Paint Spray Facilities - 300

Boilers – 208

Prime Engines - 147



Source: City of Seaside, IS/MND, February 2020



# Compliance

---

- Conduct inspections of permitted sources
- Ensure compliance with permit conditions
- Take enforcement action for violations
- Ensure compliance with the federal asbestos regulation
- Respond to complaints

# Compliance Data

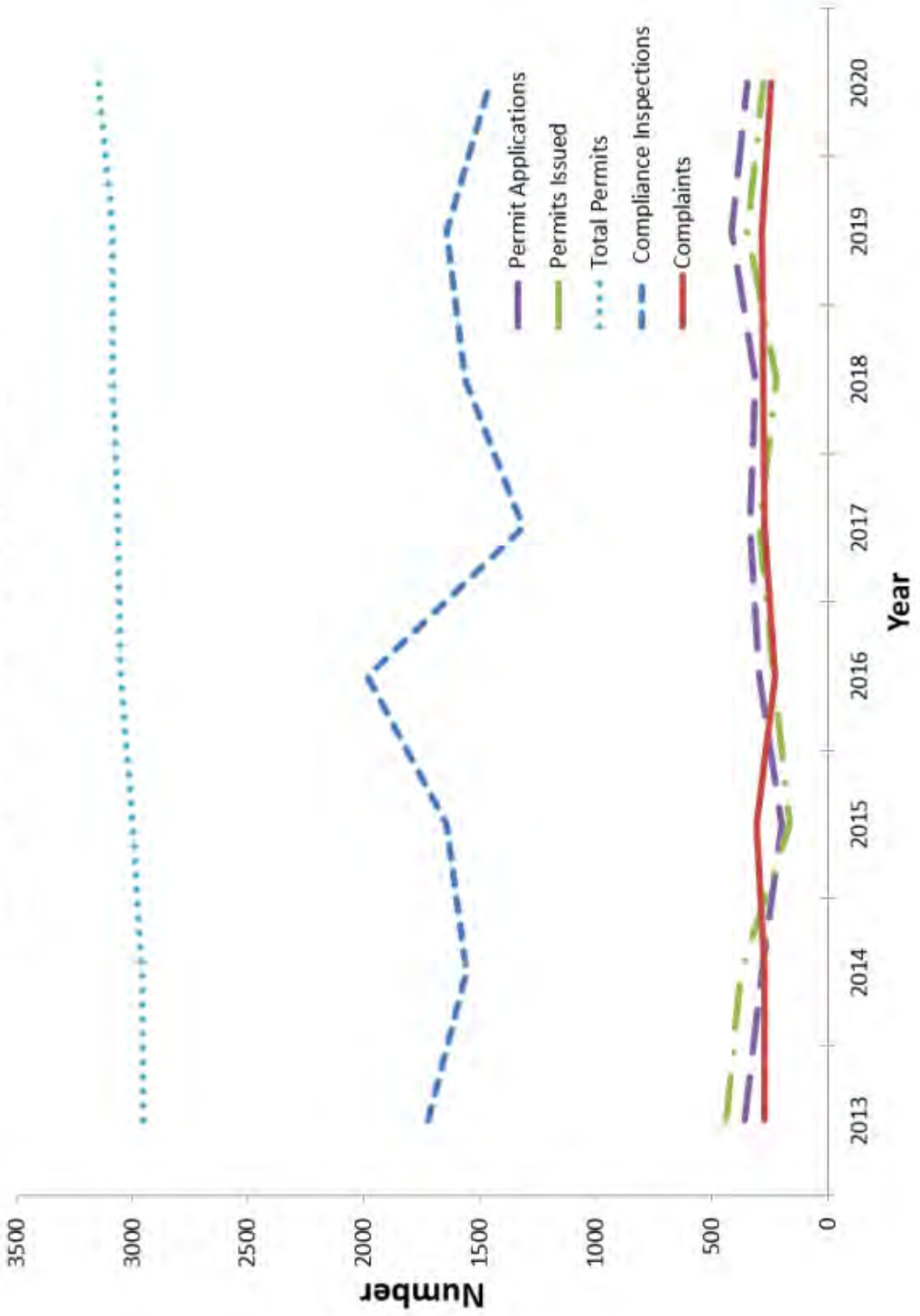
Activity	Calendar Year 2020
Compliance Inspections	1,454
Notices to Comply	95
Notices of Violation	39
Asbestos Notifications	240
Asbestos Inspections	213
Complaints Received	243
Breakdowns Received	21
Source Tests Observed	9
Variance Orders Issued	2


# Complaint Data

---

- Odor - 107
- Smoke - 84
- Dust - 27
- Asbestos - 9
- Other - 9
- Gas station - 7

# Multi-Year Activity Trends





Questions?

---

# Odor Situation in the City of Marina

---

AMY CLYMO

FEBRUARY 17, 2021



# Outline

---

Regulatory Context

Odor Complaints from City of Marina Residents

MBARD Staff Activities


Recommendation

# Regulatory Context (Rule 402)

No person shall discharge from any source whatsoever such quantities of air contaminants or other materials which cause injury, detriment, nuisance, or annoyance to any considerable number of persons or to the public; or which endanger the comfort, repose, health, or safety of any such persons or the public; or which cause, or have a natural tendency to cause, injury or damage to business or property.

## Exceptions to nuisance for MBARD (HSC Section 41705)

Odors emanating from:



Odors emanating directly from the compost facility or operations.



Operations that compost green material or animal waste products derived from agricultural operations.

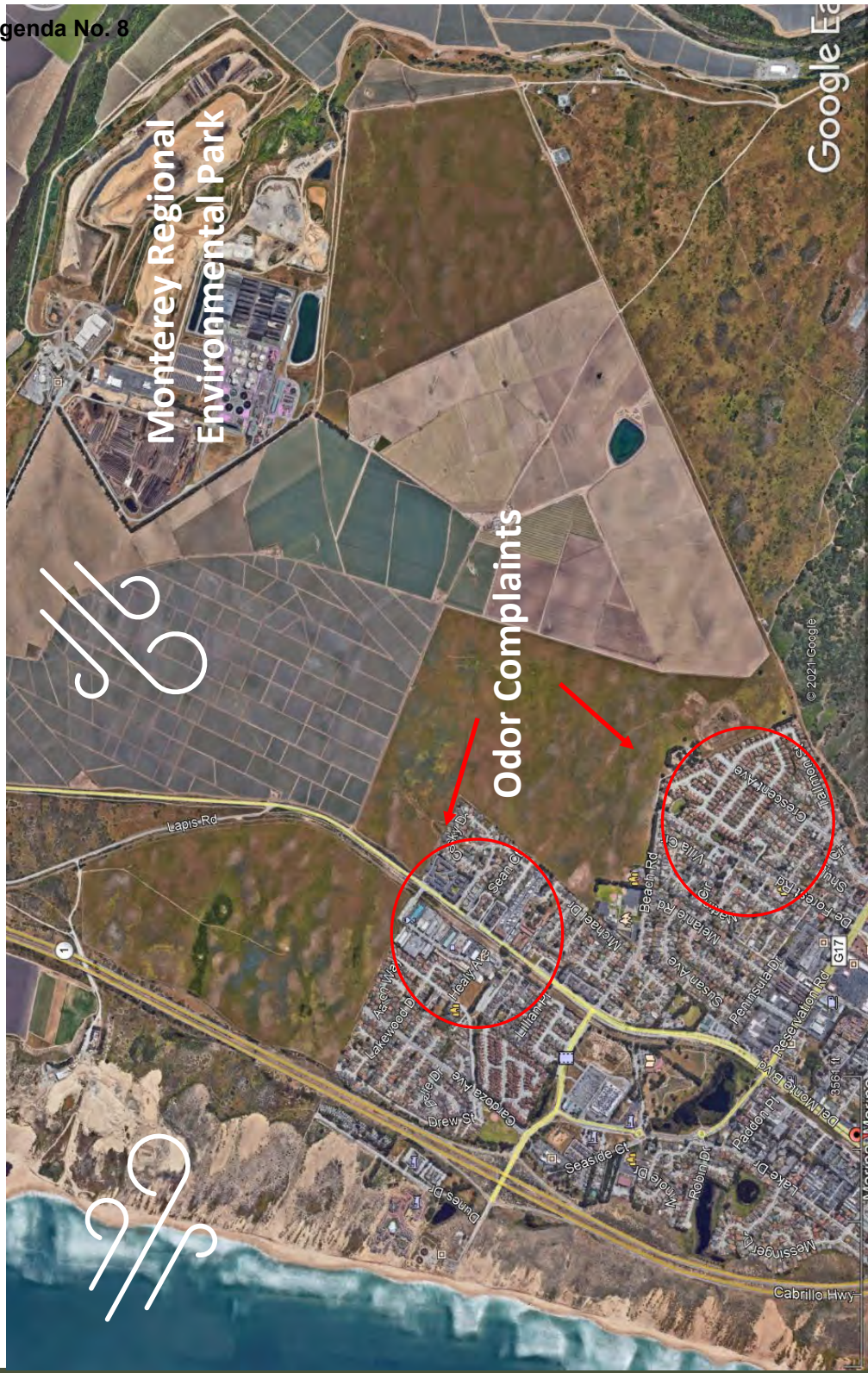




# Odor Complaints from City of Marina Residents

---

<b>Year</b>	<b>Number of Complaints</b>
<b>2017</b>	<b>40</b>
<b>2018</b>	<b>19</b>
<b>2019</b>	<b>25</b>
<b>2020</b>	<b>30</b>
<b>2021</b>	<b>5</b>



# Odor Complaint Situation

# Challenges

## Sources

- Close proximity of many potential odor sources
- Processes vary over time and space
- Jurisdiction for odors varies depending on the source

## Meteorology

- Wind direction and speed (October to March: North April to September: West), temperature, humidity, inversion, seasonal fluctuations

## Odor

- Humans experience odor characteristics and intensity differently



# MBARD Staff Activities


---

- Conduct routine inspections of permitted facilities
- Issue permits, as needed
- Respond to complaints
  - Forward complaint to group email of other regulatory agencies and sources
- Participated in Public Meeting on January 27, 2021

# Recommendation

---

Provide Direction on the Level of MBARD Staff  
Involvement in Odor Situation in the City of Marina  
Including a Potential Odor Attribution Study



Questions?

---


# DEERP Guidelines Update +

ADVISORY COMMITTEE, NOVEMBER 5, 2020

PLANNING DIVISION, MBARD

# Outline

---



**Program Changes for a Cost-  
Effective  
& Innovative Future**



**Community Air Protection  
Program (CAPP)**



# DEERP Guideline Changes

---

## 2020

ALL DEERP Projects (CAPP, FARMER, MOYER, etc.)

- Priority Ranking:
- Disadvantaged Communities (DACs)
- Low-Income Communities (LIs)
- ½ Mile Buffer Areas
- Zero-Emission Replacement Projects
- Annual Emissions Reduced
- Maximum funding **\$300,000** or 65%

## 2021

Carl Moyer & FARMER:

- Rank by Cost-Effectiveness (\$/tons of emissions)
- Zero-emission projects
- Maximum funding **\$150,000** or 50%

CAPP projects will focus on electrifying Class 6 – Class 8 fleets

# Project Types

---



Marine Projects



Zero-emission Ag  
Pumps



Diesel-Diesel &  
Zero-emission Off-  
Road




Zero-emission  
School buses




Infrastructure



Zero-emission On-  
Road









# 2020 DEERP RANKING LIST

Ranked by Annual Emissions (tons/yr) and DAC/LLI's

Cancelled due to DAC/LLI's

Funding limit

- 14 projects funded
- 68.52 tons/year of emissions reduced
- Total Funds Disbursed: **\$3,296,419.00**

RANK	APPLICANT	POTENTIAL GRANT	COST-EFFECTIVENESS (CE)	ANNUAL EMISSIONS REDUCED (tons/yr)	DAC**	Low-Income Are	1/2 MILE BUFF
1	KL Farms	\$267,511	\$16,054	5.67	Y	Y	N
2	Stratus Leasing	\$239,769	\$21,750	3.75	Y	Y	N
3	Stratus Leasing	\$239,769	\$25,816	3.16	Y	Y	N
4	Boutonnet Farms	\$293,141	\$24,193	3.10	Y	Y	N
5	Dobler and Sons LLC	\$240,440	\$24,658	2.50	Y	Y	N
6	Henry Hibino Farms	\$243,109	\$28,823	2.16	N	Y	Y
7	JV Farms Organic	\$199,704	\$10,268	6.61	N	Y	N
8	Steinbeck Country Produce	\$189,686	\$10,209	6.32	N	Y	N
9	Neil Bassetti Farms	\$300,000	\$18,229	5.72	N	Y	N
10	Steinbeck Country Produce	\$299,876	\$18,843	5.41	N	Y	N
11	Invest Grow Management	\$54,106	\$3,458	5.32	N	Y	N
12	Christensen & Giannini	\$239,769	\$16,464	4.95	N	Y	N
13	3 Generaciones LLC	\$279,706	\$20,473	4.65	N	Y	N
14	JV Farms Organic	\$246,448	\$19,060	4.40	N	Y	N
15	Marc Pura Ranch	\$206,382	\$16,784	4.18	N	Y	N
16	Invest Grow Management	\$54,106	\$4,452	4.13	N	Y	N
17	Fresh Foods	\$237,067	\$20,375	3.96	N	Y	N
18	Fujii Brothers	\$250,119	\$21,961	3.87	N	Y	N
19	Braga Farms	\$247,412	\$22,493	3.74	N	Y	N
20	Borzini Farms	\$206,382	\$19,051	3.68	N	Y	N
21	Fresh Foods	\$207,219	\$20,700	3.40	N	Y	N
22	Marc Pura Ranch	\$76,142	\$8,198	3.16	N	Y	N
23	Kendall-Jackson	\$300,000	\$25,594	2.54	N	Y	N
24	Vintage Solutions Group	\$291,544	\$26,654	2.25	N	Y	N
25	Queen Victoria Farms	\$300,000	\$27,957	2.23	N	Y	N
26	Queen Victoria Farms	\$300,000	\$29,339	2.13	N	Y	N
27	Braga Farms	\$247,421	\$29,929	2.12	N	Y	N
28	Delicato Family Vineyards	\$300,000	\$25,989	2.10	N	Y	N
29	Delicato Family Vineyards	\$300,000	\$26,239	1.99	N	Y	N
30	Kendall-Jackson	\$300,000	\$27,331	1.69	N	Y	N

Ranked by Cost-Effectiveness (\$/ton)

Applying the ranking based on CE & funding cap of \$150K on this year's eligible applications.

Potential Projects funded: **29**

Potential Emissions reduced: **122.49 ton/year**

Total Funds Needed: **+15 extra \$3,283,688.00 with less \$\$**

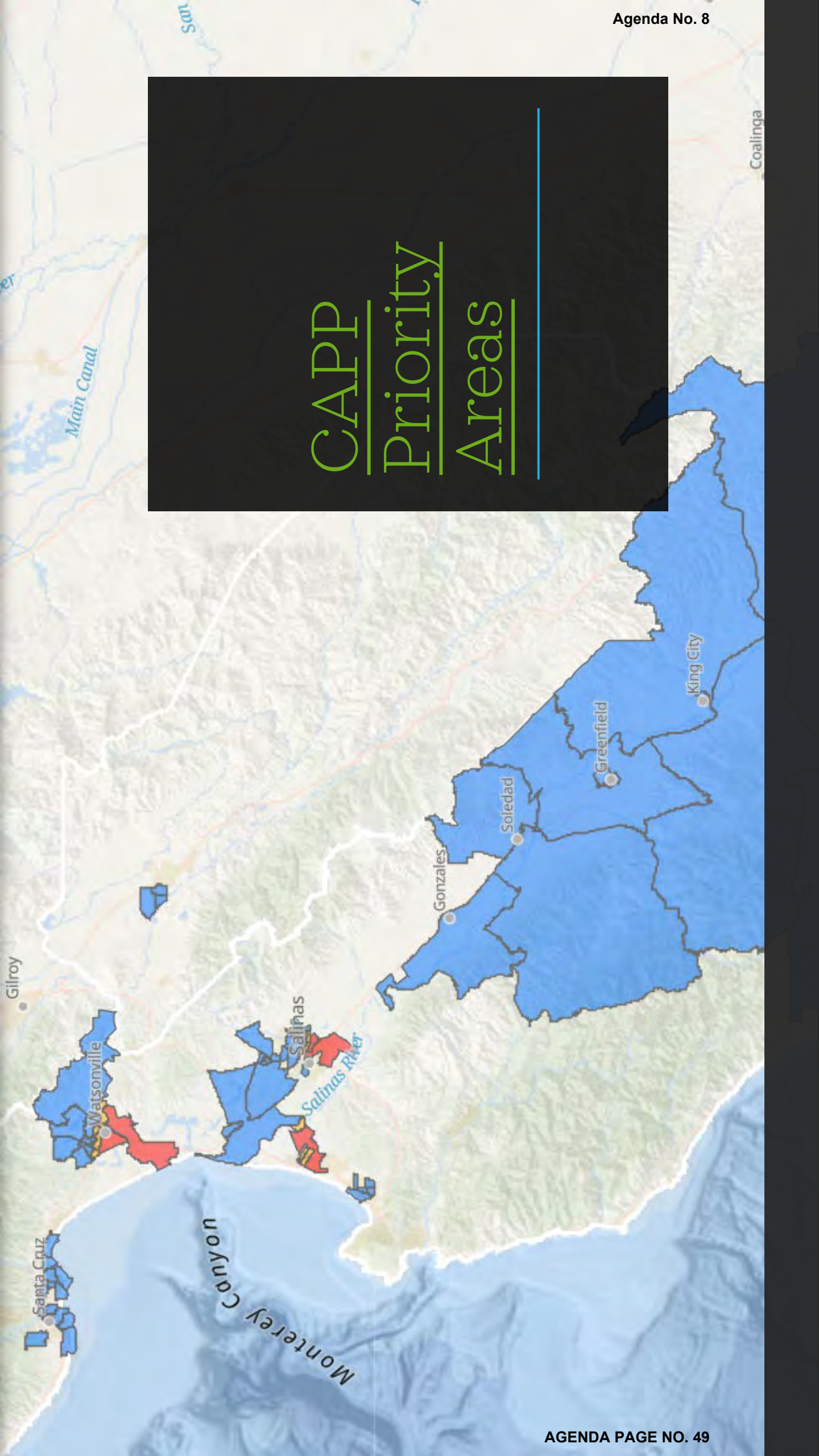
Similar funding limit

# 2020 DEERP RANKING LIST

RANK	APPLICANT	POTENTIAL GRANT	COST-EFFECTIVENESS (CE)	ANNUAL EMISSIONS REDUCED (tonst/yr)	DAC**	Low-Income Are	1/2 MILE BUFF
11	Invest Grow Management	\$54,106	\$3,458	5.32	N	Y	N
41	Central Coast Citrus GP	\$50,514	\$4,204	4.09	N	N	N
16	Invest Grow Management	\$54,106	\$4,452	4.13	N	Y	N
42	Central Coast Citrus GP	\$51,191	\$4,630	3.76	N	N	N
39	Rodoni Farms (2)	\$150,000	\$5,241	12.62	N	N	N
46	Fillice Farms LP (2)	\$46,581	\$5,348	2.96	N	N	N
CANCELLED	Joe Panziera Farms	\$48,504	\$7,386	2.233	N	Y	N
45	Fainview Farming (2)	\$69,014	\$7,872	2.98	N	N	N
22	Marc Pura Ranch	\$76,142	\$8,198	3.16	N	Y	N
8	Steinbeck Country Produce	\$150,000	\$10,209	6.32	N	Y	N
7	JV Farms Organic (2)	\$150,000	\$10,268	6.61	N	Y	N
60	Benito Valley	\$39,464	\$10,727	1.25	N	N	N
47	Benito Valley	\$129,543	\$15,463	2.85	N	N	N
40	Rodoni Farms	\$150,000	\$15,595	5.72	N	N	N
1	KL Farms	\$150,000	\$16,054	5.67	Y	Y	N
12	Christensen & Giannini	\$150,000	\$16,464	4.95	N	Y	N
15	Marc Pura Ranch	\$150,000	\$16,784	4.18	N	Y	N
57	Benito Valley	\$69,014	\$17,294	1.357	N	N	N
CANCELLED	Joe Panziera Farms	\$48,504	\$18,019	0.92	N	Y	N
9	Neil Bassetti Farms	\$150,000	\$18,229	5.72	N	Y	N
10	Steinbeck Country Produce	\$150,000	\$18,843	5.41	N	Y	N
20	Borzini Farms (2)	\$150,000	\$19,051	3.68	N	Y	N
14	JV Farms Organic (2)	\$150,000	\$19,060	4.40	N	Y	N
49	Enz Vineyards	\$150,000	\$20,128	2.59	N	N	N
17	Fresh Foods (2)	\$150,000	\$20,375	3.96	N	Y	N
13	3 Generaciones LLC	\$150,000	\$20,473	4.65	N	Y	N
21	Fresh Foods	\$150,000	\$20,700	3.40	N	Y	N
2	Stratus Leasing	\$150,000	\$21,750	3.75	Y	Y	N
18	Fujii Brothers	\$150,000	\$21,961	3.87	N	Y	N
19	Braga Farms (2)	\$150,000	\$22,493	3.74	N	Y	N
43	San Felipe Farms (2)	\$150,000	\$22,522	3.58	N	N	N
53	Marine Life Studios	\$150,000	\$23,684	1.68	N	N	N
4	Boutonnet Farms	\$150,000	\$24,193	3.10	Y	Y	N
5	Dobler and Sons LLC (2)	\$150,000	\$24,658	2.50	Y	Y	N
35	Indian Valley Cattle Co.	\$79,873	\$24,902	0.82	N	Y	N
64	Alba Farmers	\$37,050	\$25,132	0.30	N	N	N
54	Fillice Farms LP	\$243,967	\$25,312	1.67	N	N	N
23	Kendall-Jackson (2)	\$300,000	\$25,594	2.54	N	Y	N
3	Stratus Leasing	\$239,769	\$25,816	3.16	Y	Y	N
31	Braga Farms	\$247,421	\$25,917	1.65	N	Y	N



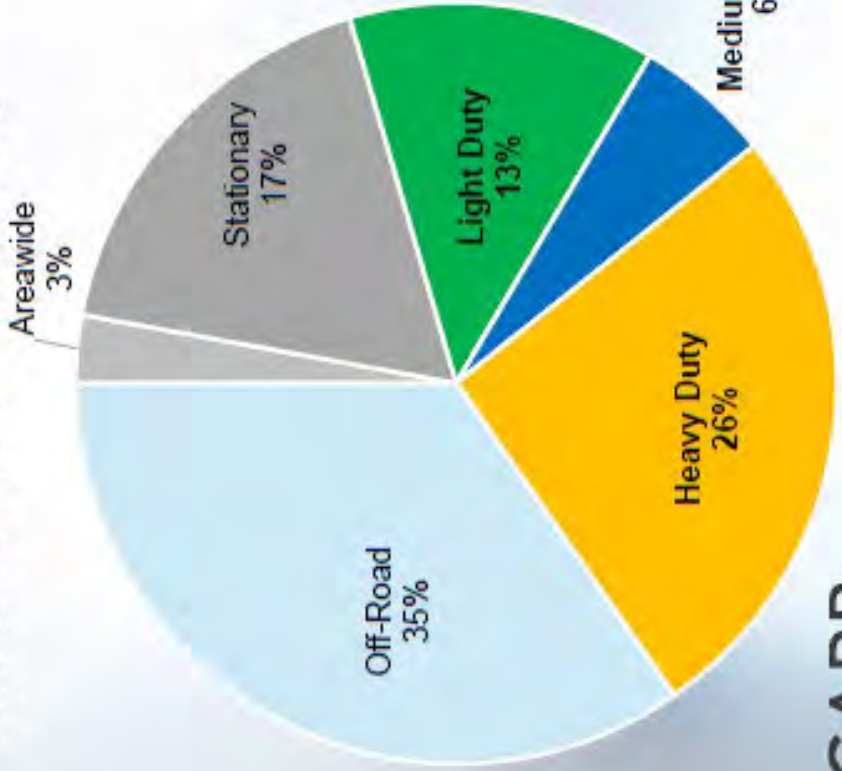
# CAPP Priority Areas



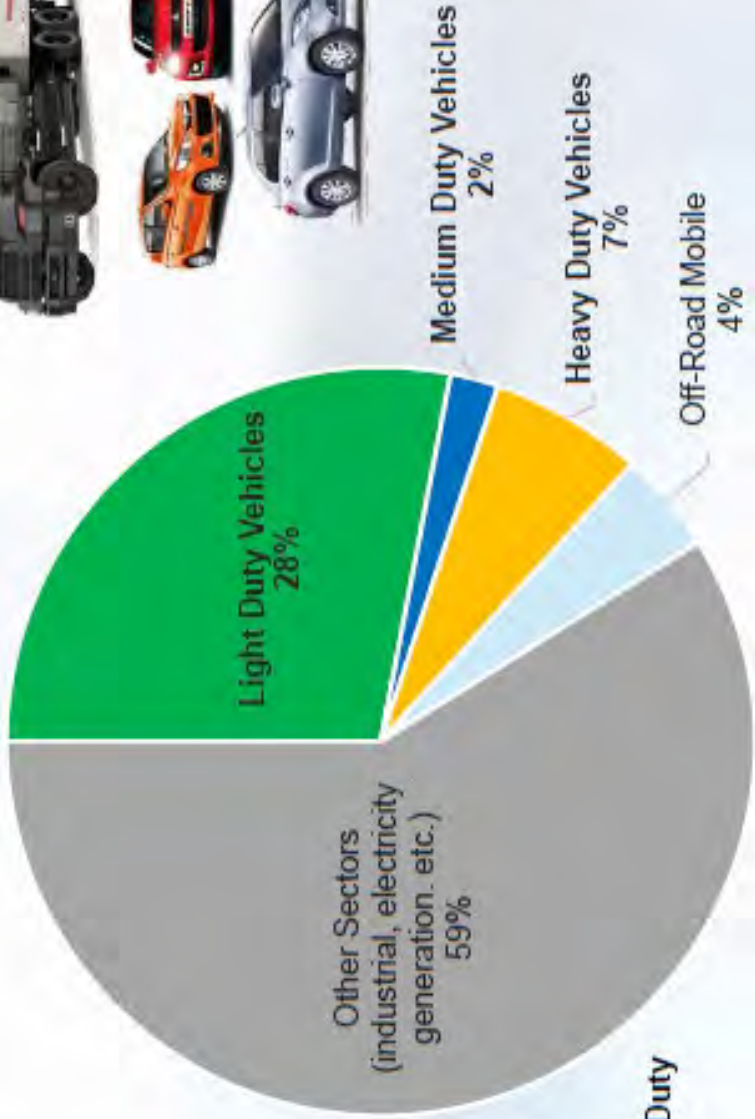
# On-Road Vehicles

On-road mobile sources contributed to 45% of statewide NOx emissions and 37% of statewide GHG emissions in 2017

**Statewide NOx Emissions**



**Statewide GHG Emissions**



# Health Cost of Pollution

Annually, PM<sub>2.5</sub> exposure results in:

- 5,400 premature deaths due to cardiopulmonary causes\*
- 2,800 hospitalizations for cardiovascular and respiratory diseases\*
- 6,700 emergency room visits for asthma\*

Oakland Railway Cancer Risk



CARB, 2008

Diesel PM also increases cancer risk

\*Based on California 2014-2016 air quality data

# Product Offerings - compatible with the Ford E Series

**Shuttle Bus**



**Flatbed Truck**



**Utility Truck**




**Box Truck**



**Walk-in Cargo Truck**







# LION 8

[https://www.youtube.com/watch?time\\_continue=13&v=1AsNQwjXDP4&feature=emb\\_logo](https://www.youtube.com/watch?time_continue=13&v=1AsNQwjXDP4&feature=emb_logo)



# Questions, Guidance and Feedback?

---

